
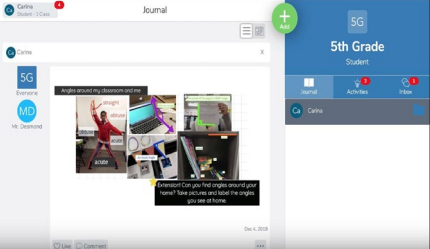




 <p>CLASS</p> <p>app.seesaw.me</p>	<p><b>STEP 1:</b> Find the Seesaw app on your iPad, or use your web browser to go to <a href="http://www.seesaw.me">www.seesaw.me</a>. Click the login button.</p>
	<p><b>STEP 2: Log in</b> Click 'I'm a Student'. Select 'Login with Google'. Enter your child's MOG account and password If you do not have, or are having issues with your child's Google account, please contact us at <a href="mailto:it@mogschool.com">it@mogschool.com</a>.</p>
	<p><b>STEP 3:</b> Once logged in, you will be in your student journal where you can create posts, complete activities, and see Announcements from your teacher.</p>
	<p><b>STEP 4:</b> To see activities from your teacher, tap the Activities tab (<i>on the right side under class name</i>).</p>
	<p><b>STEP 5:</b> Click on 'Add Response' to respond.</p>
	<p><b>STEP 6:</b> Always press the green check to save your work to your journal.</p>
	<p><b>STEP 7:</b> To see Announcements from your teacher, tap the inbox tab (<i>on the right side under class name</i>)</p>